



Price List 2022

Food Service Equipment

INDEX

OnE Connected

Connectivity




System Hardware

1

Equipment Hardware

1

System Hardware

Description	Code	USD	
<p>Connectivity hub (router)</p> <p>0.02 electric kW 100-240 V 1N 50-60 Hz WxDxH 7 15/16"x 7 1/16"x 2 3/8" Shipping weight lbs: 2 CuFt: 0.92</p>	922697 COHURO	\$ 3,166.42	
<p>Connectivity hub (router and sim card)</p> <p>0.02 electric kW 100-240 V 1N 50-60 Hz WxDxH 7 15/16"x 7 1/16"x 2 3/8" Shipping weight lbs: 3 CuFt: 0.98</p>	922705 COHUROSIM	\$ 3,505.68	
<p>Super antenna WiFi and 3G amplifier kit</p> <p>WxDxH 2 "x 2 "x 11 1/32" Shipping weight lbs: 4 CuFt: 0.32</p>	922765 WIFISIGN	\$ 266.51	

Equipment Hardware

Description	Code	USD	
<p>Wifi board (NIU)</p> <p>WxDxH 1 1/8"x 0 13/16"x 3 " Shipping weight lbs: 2 CuFt: 0.92</p>	922695 WIBO	\$ 120.85	
<p>Ethernet board (NIU-LAN) for Ovens and green&clean Rack Type Dishwashers</p> <p>WxDxH 1 1/8"x 0 13/16"x 3 " Shipping weight lbs: 2 CuFt: 0.25</p>	922696 ETHBOARD	\$ 265.74	
<p>Ethernet board (NIU-LAN) for Blast Chillers</p> <p>WxDxH 1 1/8"x 0 13/16"x 3 " Shipping weight lbs: 2 CuFt: 0.25</p>	922392 ETHBOARD_C	\$ 370.80	

INDEX

Pasta Cookers and EMPower Restaurant Series

700XP

Freestanding Electric Pasta Cookers	3
Pasta Cooker - Automatic - Electric	3
Pasta Cooker Accessories	4
Fry Tops	5
Open Bases	6
Installation: Wheels	6

900XP

Pasta Cooker - Manual - Gas	7
Pasta Cooker - Manual - Electric	7
Pasta Cookers - Rethermalizers	8
Fryers	8
Pasta Cooker Accessories	9
Fry Tops	11
Open Bases	12
Installation: Wheels	12

EMPower Restaurant Series

Open Gas Burner Tops with Safety Thermocouples	13
Open Gas Burner Tops	13
Open Gas Burner Ranges on ovens	14
Open Gas Burner Ranges on ovens with Safety Thermocouples	15
Gas Oven Bases	15
Electric Induction Top	16
Gas French Top	16
Smooth Gas Griddle Tops	16
Ribbed Gas Griddle Tops	18
Smooth and Ribbed Griddle Tops	18
Gas Charbroiler Tops	19
Gas Fryer	20
Gas Pasta Cooker	20
Electric Bain-Marie Top	20
Open Cupboards	21
Refrigerated Bases	21
Ambient Worktops	23
Accessories for Gas Burners	24
Accessories for Griddles	24
Accessories for Charbroilers	24
Accessories for Fryer	25
Accessories for Pasta Cooker	26
Accessories for Refrigerated Bases	27
Accessories for Open Cupboards	27
Installation accessories	28

Freestanding Electric Pasta Cookers

Description	Code	USD
<p>Automatic Pasta Cooker, electric, 5.3 gallon (24,5 Lt) single tank, (2) independent programmable basket lifts, digital programmable temperature control, automatic water fill & starch removal system, 316 stainless steel tank, stainless steel front, door</p> <p>8.60 electric kW 208 V 3 60 Hz WxDxH 15 3/4"x 28 3/4"x 33 7/16" Shipping weight lbs: 157 CuFt: 15.57</p> <p>Included Accessory 206312 Pair of single portion baskets for automatic programmable 5.3 gallon (20 Lt) pasta cooker (can be used with built-in lifting system). To be used with support PNC 206362</p>	<p>371174 E7PCED1KF1</p>	<p>\$ 13,906.76</p>



Pasta Cooker - Automatic - Electric

Description	Code	USD
<p>Automatic Pasta Cooker, electric, 5.3 gallon (24,5 Lt) single tank, (2) independent programmable basket lifts, digital programmable temperature control, automatic water fill & starch removal system, 316 stainless steel tank, stainless steel front, door</p> <p>8.60 electric kW 208 V 3 60 Hz WxDxH 15 3/4"x 28 3/4"x 33 7/16" Shipping weight lbs: 157 CuFt: 15.57</p> <p>Included Accessory 206312 Pair of single portion baskets for automatic programmable 5.3 gallon (20 Lt) pasta cooker (can be used with built-in lifting system). To be used with support PNC 206362</p>	<p>371174 E7PCED1KF1</p>	<p>\$ 13,906.76</p>



Pasta Cookers and EMPower Restaurant Series



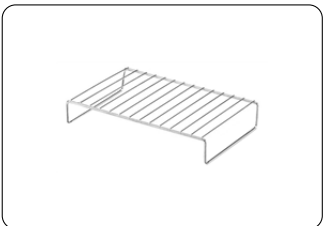

700XP

Pasta Cooker Accessories



Description	Code	USD	
<p>Single basket (13 3/4" x 8 11/16") for 5.3 (20 Lt) and 6.5 (25 Lt) gallon pasta cooker</p> <p>WxDxH 8 11/16"x 13 3/4"x 9 7/16" Shipping weight lbs: 6 CuFt: 1.85</p>	<p>921611 7AC06</p>	<p>\$ 318.98</p>	
<p>Pair of double portion baskets for automatic programmable 5.3 gallon (20 Lt) pasta cooker (can be used with built-in lifting system). To be used with support PNC 206362</p> <p>WxDxH 4 1/8"x 13 3/4"x 9 5/16" Shipping weight lbs: 7 CuFt: 2.62</p>	<p>206314 BASK2APC</p>	<p>\$ 606.86</p>	
<p>Pair of baskets (4.1" x 13.7") for 5.3 gallon (20 Lt) pasta cooker</p> <p>WxDxH 4 1/8"x 13 3/4"x 10 7/16" Shipping weight lbs: 7 CuFt: 2.16</p>	<p>921619 7AC14</p>	<p>\$ 431.83</p>	
<p>Pair of baskets (7.5" x 8.5") for 5.3 (20 Lt) and 6.5 (25 Lt) gallon pasta cooker</p> <p>WxDxH 8 11/16"x 6 11/16"x 9 7/16" Shipping weight lbs: 8 CuFt: 1.93</p>	<p>921610 7AC05</p>	<p>\$ 444.49</p>	
<p>Pair of single portion baskets for automatic programmable 5.3 gallon (20 Lt) pasta cooker (can be used with built-in lifting system). To be used with support PNC 206362</p> <p>WxDxH 4 1/2"x 6 7/16"x 4 13/16" Shipping weight lbs: 3 CuFt: 1.13</p>	<p>206312 BASK2PORT</p>	<p>\$ 442.19</p>	
<p>Pair of square baskets (4" x 6") left and right for 5.3 (20 Lt) and 6.5 (25 Lt) gallon pasta cooker. 4 baskets can be fitted in pasta cooker. To be used with support PNC 921022</p> <p>WxDxH 4 1/8"x 6 5/16"x 9 7/16" Shipping weight lbs: 5 CuFt: 2.01</p>	<p>921020 BSK4PC700N</p>	<p>\$ 256.79</p>	



◀◀ (Pasta Cooker Accessories)

Description	Code	USD	
<p>Pair of square baskets (4" x 4") left and right, for 5.3 (20 Lt) and 6.5 (25 Lt) gallon pasta cooker. To be used with PNC 921022</p> <p>WxDxH 4 1/8"x 4 1/8"x 9 7/16"</p> <p>Shipping weight lbs: 5 CuFt: 2.01</p>	<p>921021 BSK6PC700N</p>	<p>\$ 447.95</p>	
<p>Lid for 5.3 (20 Lt) and 6.5 (25 Lt) gallon pasta cooker</p> <p>WxDxH 9 13/16"x 17 3/4"x 2"</p> <p>Shipping weight lbs: 3 CuFt: 0.08</p>	<p>921607 7AC02</p>	<p>\$ 114.00</p>	
<p>Support for baskets to be used with baskets for built-in lifting system in automatic programmable 5.3 gallon (20 Lt) pasta cooker</p> <p>WxDxH 9 1/16"x 13 3/4"x 5 13/16"</p> <p>Shipping weight lbs: 2 CuFt: 0.68</p>	<p>206362 FALSBOT</p>	<p>\$ 107.09</p>	
<p>Support for baskets for 5.3 (20 Lt) and 6.5 (25 Lt) gallon pasta cooker</p> <p>WxDxH 9 1/16"x 13 3/4"x 2 3/8"</p> <p>Shipping weight lbs: 1 CuFt: 0.23</p>	<p>921022 TRAY23LN</p>	<p>\$ 46.06</p>	

Fry Tops

Description	Code	USD	
<p>Scraper for smooth griddle</p> <p>WxDxH 12 5/8"x 4 3/4"x 1 3/16"</p> <p>Shipping weight lbs: 2 CuFt: 0.06</p>	<p>164255 CAC02</p>	<p>\$ 125.52</p>	
<p>Scraper for ribbed griddle</p> <p>WxDxH 7 7/8"x 3 1/8"x 2 3/8"</p> <p>Shipping weight lbs: 2 CuFt: 0.04</p>	<p>206420 SCFTRIB</p>	<p>\$ 119.76</p>	

Pasta Cookers and EMPower Restaurant Series

700XP

Open Bases

Description	Code	USD
Door for open base cupboard WxDxH 15 3/4"x 19/16"x 17 5/16" Shipping weight lbs: 7 CuFt: 0.53	206350 DOOREL	\$ 328.19



Installation: Wheels

Description	Code	USD
Base support assembly 16" (400 mm) for wheels for pasta cookers. To be used with PNC 206135. WxDxH 14 9/16"x 4 3/16"x 2 " Shipping weight lbs: 9 CuFt: 0.17	206366 BSUPPFW4	\$ 464.07
Kit 4 wheels - 2 swiveling with brake WxDxH 6 1/8"x 3 3/8"x 6 1/8" Shipping weight lbs: 9 CuFt: 0.14	206135 4WHEELCOMP	\$ 564.25



Pasta Cooker - Manual - Gas

Description	Code	USD
<p>Pasta Cooker, gas, Single 10.5 gallon (40 Lt) tank, 66lb/hour capacity each, automatic starch removal, automatic low water level control, 9 position energy control, 316 stainless steel tank, stainless steel cabinet & legs, 53,000 BTU</p> <p>0.03 electric kW 208/120 V 1 60 Hz WxDxH 15 3/4"x 35 7/16"x 33 7/16" Shipping weight lbs: 148 CuFt: 17.89</p> <p>Included Accessory 206350 Door for open base cupboard 1</p>	<p>391201 E9PCGD1MF2</p>	<p>\$ 10,602.83</p>
<p>Pasta Cooker, gas, Pair of 10.5 gallon (40 Lt) tanks, 66lb/hour capacity each, automatic starch removal, automatic low water level controls, 9 position energy controls, 316 stainless steel tanks, stainless steel cabinet & legs, 106,000 BTU</p> <p>0.05 electric kW 208/120 V 1 60 Hz WxDxH 31 1/2"x 35 7/16"x 33 7/16" Shipping weight lbs: 238 CuFt: 34.69</p> <p>Included Accessory 206350 Door for open base cupboard 2</p>	<p>391202 E9PCGH2MF2</p>	<p>\$ 17,140.78</p>



Pasta Cooker - Manual - Electric

Description	Code	USD
<p>Pasta Cooker, electric, Single 10.5 gallon (40Lt) tank, 66lb/hour capacity each, automatic starch removal, automatic low water level control, 9 position energy control, 316 stainless steel tank, stainless steel cabinet & legs</p> <p>10 electric kW 208 V 3 50/60 Hz WxDxH 15 3/4"x 35 7/16"x 33 7/16" Shipping weight lbs: 143 CuFt: 18.56</p> <p>Included Accessory 206350 Door for open base cupboard 1</p>	<p>391203 E9PCED1MF2</p>	<p>\$ 11,125.40</p>



Pasta Cookers and EMPower Restaurant Series

900XP

◀◀ (Pasta Cooker - Manual - Electric)

Description	Code	USD
<p>Pasta Cooker, electric, Pair of 10.5 gallon (40 Lt) tanks, 66lb/hour capacity each, automatic starch removal, automatic low water level controls, 9 position energy controls, 316 stainless steel tank, stainless steel cabinet & legs</p> <p>20 electric kW 208 V 3 50/60 Hz WxDxH 31 1/2"x 35 7/16"x 33 7/16" Shipping weight lbs: 201 CuFt: 34.69</p> <p>Included Accessory 206350 Door for open base cupboard 2</p>	<p>391204 E9PCEH2MF2</p>	<p>\$ 18,020.91</p>



Pasta Cookers - Rethermalizers

Description	Code	USD
<p>Electric Freestanding Rethermalizer, 1 Well - 16 gallons (60 lt) - 208 V / 3 / 60Hz/ 25A</p> <p>9 electric kW 208 V 3 60 Hz WxDxH 14 3/4"x 35 13/16"x 33 7/16" Shipping weight lbs: 181 CuFt: 19.74</p>	<p>391351 E9PCEDRMC3</p>	<p>\$ 14,690.36</p>






Fryers

Description	Code	USD
<p>EMPower 1 full size baskets for 40lbs (23lt) gas fryer</p> <p>WxDxH 11 1/4"x 13 7/8"x 5 13/16" Shipping weight lbs: 4 CuFt: 2.22</p>	<p>927226 9AC48</p>	<p>\$ 119.76</p>
<p>EMPower 2 half size baskets for 40lbs (23lt) gas fryer</p> <p>WxDxH 5 1/2"x 13 "x 5 15/16" Shipping weight lbs: 7 CuFt: 1.90</p>	<p>927223 9AC46</p>	<p>\$ 165.82</p>





▶▶

◀◀ (Fryers)

Description	Code	USD	
EMPower deflector for flour for 40lbs (23lt) gas fryer WxDxH 11 5/8"x 15 3/8"x 2 9/16" Shipping weight lbs: 2 CuFt: 0.34	960645 9AC50	\$ 264.85	
Unclogging rod for 40lbs (23lt) gas fryers drainage pipe WxDxH 4 15/16"x 0 1/4"x 30 3/4" Shipping weight lbs: 4 CuFt: 0.28	927227 9AC49	\$ 669.04	
Base support for feet or wheels (lateral) for pastacookers (900XP) WxDxH 31 "x 3 3/8"x 2 " Shipping weight lbs: 13 CuFt: 0.34	206372 BSUPPWFR9	\$ 496.31	
EMPower sediment tray for 40lbs (23lt) gas fryer WxDxH 2 11/16"x 27 1/16"x 23 3/8" Shipping weight lbs: 3 CuFt: 1.29	921023 TRAY23LNF	\$ 849.84	

Pasta Cooker Accessories





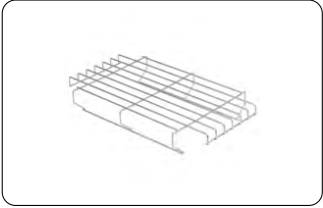

Description	Code	USD	
Single ergonomic basket for 10.5 gallon (40 Lt) pasta cooker. To be used with support PNC 206238 WxDxH 5 5/16"x 12 3/16"x 8 7/16" Shipping weight lbs: 2 CuFt: 0.85	206237 9AC142	\$ 309.76	
Pair of baskets (11" x 9") for 10.5 gallon (40 Lt) pasta cooker WxDxH 10 13/16"x 9 1/16"x 8 1/4" Shipping weight lbs: 8 CuFt: 2.78	927211 9AC39	\$ 483.65	

▶▶

Pasta Cookers and EMPower Restaurant Series




900XP

◀◀ (Pasta Cooker Accessories)



Description	Code	USD	
<p>Set of three ergonomic baskets for 10.5 gallon (40 Lt) pasta cooker. To be used with support PNC 206238</p> <p>WxDxH 10 13/16"x 5 15/16"x 8 1/4" Shipping weight lbs: 7 CuFt: 2.78</p>	<p>206233 9AC137</p>	<p>\$ 994.93</p>	
<p>Set of three portion baskets for 10.5 gallon (40 Lt) pasta cooker - round (requires support for baskets PNC 927219)</p> <p>WxDxH 6 11/16"x 6 11/16"x 7 1/16" Shipping weight lbs: 7 CuFt: 1.83</p>	<p>927212 9AC40</p>	<p>\$ 613.77</p>	
<p>Set of three baskets (11" x 6") for 10.5 gallon (40 Lt) pasta cooker</p> <p>WxDxH 10 13/16"x 5 15/16"x 8 1/4" Shipping weight lbs: 10 CuFt: 2.78</p>	<p>927210 9AC38</p>	<p>\$ 605.71</p>	
<p>Set of six single-portion baskets for 10.5 gallon (40 Lt) pasta cooker - round - requires support rack (PNC 927219 or 960644)</p> <p>WxDxH 5 5/16"x 5 5/16"x 7 1/16" Shipping weight lbs: 9 CuFt: 1.87</p>	<p>927213 9AC41</p>	<p>\$ 663.29</p>	
<p>Support for 10.5 gallon (40 Lt) pasta cooker square baskets</p> <p>WxDxH 11 5/8"x 19 7/8"x 3 1/8" Shipping weight lbs: 6 CuFt: 0.59</p>	<p>206238 9AC143</p>	<p>\$ 139.34</p>	
<p>Basket (11" x 18") for 10.5 gallon (40 Lt) pasta cooker</p> <p>WxDxH 10 13/16"x 18 7/8"x 8 1/4" Shipping weight lbs: 8 CuFt: 3.50</p>	<p>927216 9AC43</p>	<p>\$ 405.34</p>	

▶▶

◀◀ (Pasta Cooker Accessories)

Description	Code	USD	
<p>Support for 10.5 gallon (40 Lt) pasta cooker round basket</p> <p>WxDxH 11 7/16"x 19 11/16"x 4 1/2"</p> <p>Shipping weight lbs: 2 CuFt: 0.66</p>	<p>927219 9AC44</p>	<p>\$ 109.40</p>	
<p>Lid and lid holder for 10.5 gallon (40 Lt) pasta cooker</p> <p>WxDxH 21 5/8"x 15 3/4"x 3 15/16"</p> <p>Shipping weight lbs: 8 CuFt: 0.32</p>	<p>206190 9AC100</p>	<p>\$ 472.13</p>	
<p>Top support for set of six pasta cooker round baskets. An alternative to 927219 when set of six round baskets used</p> <p>WxDxH 12 15/16"x 21 1/16"x 0 3/8"</p> <p>Shipping weight lbs: 2 CuFt: 0.21</p>	<p>960644 9AC61</p>	<p>\$ 222.25</p>	

Fry Tops

Description	Code	USD	
<p>Scraper for smooth griddle</p> <p>WxDxH 12 5/8"x 4 3/4"x 1 3/16"</p> <p>Shipping weight lbs: 2 CuFt: 0.06</p>	<p>164255 CAC02</p>	<p>\$ 125.52</p>	
<p>Scraper for ribbed griddle</p> <p>WxDxH 7 7/8"x 3 1/8"x 2 3/8"</p> <p>Shipping weight lbs: 2 CuFt: 0.04</p>	<p>206420 SCFTRIB</p>	<p>\$ 119.76</p>	

Pasta Cookers and EMPower Restaurant Series

900XP

Open Bases

Description	Code	USD
Door for open base cupboard WxDxH 15 3/4"x 1 9/16"x 17 5/16" Shipping weight lbs: 7 CuFt: 0.53	206350 DOOREL	\$ 328.19



Installation: Wheels

Description	Code	USD
Base support assembly 16" (400 mm) for wheels for pasta cookers. To be used with PNC 206135. WxDxH 14 9/16"x 4 3/16"x 2 " Shipping weight lbs: 9 CuFt: 0.17	206366 BSUPPFW4	\$ 464.07
Base support for feet or wheels (lateral) for pastacookers (900XP) WxDxH 31 "x 3 3/8"x 2 " Shipping weight lbs: 13 CuFt: 0.34	206372 BSUPPWFR9	\$ 496.31
Kit 4 wheels - 2 swiveling with brake WxDxH 6 1/8"x 3 3/8"x 6 1/8" Shipping weight lbs: 9 CuFt: 0.14	206135 4WHEELCOMP	\$ 564.25
Kit 4 wheels - 2 with brake. Suitable for static oven WxDxH 1 5/16"x 4 13/16"x 4 1/4" Shipping weight lbs: 10 CuFt: 0.53	880234 KWHCOMP125	\$ 868.08



Open Gas Burner Tops with Safety Thermocouples

Description	Code	USD
EMPower Restaurant Range burners, gas, 12" wide, (2) 32,500 BTU (65,000 BTU total) open burners with (4" adjustable, removable legs) WxDxH 12 1/64"x 31 1/2"x 14 5/8" Shipping weight lbs: 101 CuFt: 7.44	169130 ACG12T	\$ 3,027.74
EMPower Restaurant Range burners, gas, 24" wide, (4) 32,500 BTU (130,000 BTU total) open burners with (4" adjustable, removable legs) WxDxH 24 1/32"x 31 1/2"x 14 5/8" Shipping weight lbs: 170 CuFt: 13.63	169131 ACG24T	\$ 4,098.11
EMPower Restaurant Range burners, gas, 36" wide, (6) 32,500 BTU (195,000 BTU total) open burners with (4" adjustable, removable legs) WxDxH 36 1/32"x 31 1/2"x 14 5/8" Shipping weight lbs: 209 CuFt: 21.79	169132 ACG36T	\$ 5,767.84
EMPower Restaurant Range burners, gas, 48" wide, (8) 32,500 BTU (260,000 BTU total) open burners with (4" adjustable, removable legs) WxDxH 48 1/32"x 31 1/2"x 14 5/8" Shipping weight lbs: 276 CuFt: 28.67	169133 ACG48T	\$ 6,851.96



Open Gas Burner Tops




Description	Code	USD
EMPower Restaurant Range burners, gas, 12" wide, (2) 32,500 BTU (65,000 BTU total) open burners with 4" adjustable, removable legs WxDxH 12 1/64"x 31 1/2"x 14 5/8" Shipping weight lbs: 99 CuFt: 7.09	169101 ACG12	\$ 2,523.50





Pasta Cookers and EMPower Restaurant Series

EMPower Restaurant Series

◀◀ (Open Gas Burner Tops)

Description	Code	USD	
EMPower Restaurant Range burners, gas, 24" wide, (4) 32,500 BTU (130,000 BTU total) open burners with 4" adjustable, removable legs WxDxH 24 1/32"x 31 1/2"x 14 5/8" Shipping weight lbs: 168 CuFt: 13.63	169102 ACG24	\$ 3,530.84	
EMPower Restaurant Range burners, gas, 36" wide, (6) 32,500 BTU (195,000 BTU total) open burners with 4" adjustable, removable legs WxDxH 36 1/32"x 31 1/2"x 14 5/8" Shipping weight lbs: 249 CuFt: 21.97	169103 ACG36	\$ 5,139.83	
EMPower Restaurant Range burners, gas, 48" wide, (8) 32,500 BTU (260,000 BTU total) open burners with 4" adjustable, removable legs WxDxH 48 1/32"x 31 1/2"x 14 5/8" Shipping weight lbs: 317 CuFt: 28.69	169104 ACG48	\$ 6,134.56	

Open Gas Burner Ranges on ovens

Description	Code	USD	
EMPower Restaurant Range, gas, 24" wide, (4) 32,500 BTU open burners with 34,000 BTU static oven base (164,000 BTU total) with (2) stainless steel tray racks with 6" adjustable, removable legs WxDxH 24 1/32"x 31 1/2"x 37 3/16" Shipping weight lbs: 335 CuFt: 25.13	169105 ACFG24	\$ 5,993.60	
EMPower Restaurant Range, gas, 36" wide, (6) 32,500 BTU open burners with 34,000 BTU static oven base (229,000 BTU total) with (2) stainless steel tray racks with 6" adjustable, removable legs WxDxH 36 1/32"x 31 1/2"x 37 3/16" Shipping weight lbs: 419 CuFt: 37.47	169106 ACFG36	\$ 7,041.05	

Open Gas Burner Ranges on ovens with Safety Thermocouples

Description	Code	USD
<p>EMPower Restaurant Range, gas, 24" wide, (4) 33,000 BTU (164,000 BTU total) open burners, static oven base with (2) stainless steel tray racks with (6" adjustable, removable legs)</p> <p>WxDxH 24 1/32"x 31 1/2"x 37 3/16" Shipping weight lbs: 335 CuFt: 25.13</p>	<p>169134 ACFG24T</p>	<p>\$ 6,727.04</p>
<p>EMPower Restaurant Range, gas, 36" wide, (6) 33,000 BTU (229,000 BTU total) open burners, static oven base with (2) stainless steel tray racks with (6" adjustable, removable legs)</p> <p>WxDxH 36 1/32"x 31 1/2"x 37 3/16" Shipping weight lbs: 428 CuFt: 37.47</p>	<p>169135 ACFG36T</p>	<p>\$ 7,474.24</p>



Gas Oven Bases

Description	Code	USD
<p>EMPower Restaurant Range 41,000 BTU gas convection oven base, 36" freestanding with 6" adjustable, removable legs</p> <p>0.25 electric kW 120 V 1 60 Hz WxDxH 36 1/32"x 36 7/16"x 36 1/32" Shipping weight lbs: 344 CuFt: 50.49</p>	<p>169110 AFFG36</p>	<p>\$ 10,409.15</p>
<p>EMPower Restaurant Range gas static oven base 34,000 BTU, 36" - freestanding with 6" adjustable, removable legs</p> <p>WxDxH 36 1/32"x 31 3/4"x 35 3/8" Shipping weight lbs: 254 CuFt: 37.65</p>	<p>169152 AFG36</p>	<p>\$ 5,434.35</p>



Pasta Cookers and EMPower Restaurant Series

EMPower Restaurant Series

Electric Induction Top

Description	Code	USD
<p>EMPower Restaurant Range induction top, electric, 16" wide, 2 each 15 Amps (30 Amps total) independently controlled zones with 4" adjustable, removable legs</p> <p>7 electric kW 200-240 V 1 60 Hz WxDxH 16 "x 31 1/2"x 14 5/8" Shipping weight lbs: 86 CuFt: 7.83</p>	<p>169107 AIZ16</p>	<p>\$ 17,159.80</p>



Gas French Top

Description	Code	USD
<p>EMPower Restaurant Range French Top, gas, 36" wide, 27,000 BTU open burners with (4" adjustable, removable legs)</p> <p>WxDxH 36 1/32"x 31 1/2"x 14 5/8" Shipping weight lbs: 216 CuFt: 27.61</p>	<p>169108 ASG36</p>	<p>\$ 5,448.10</p>



Smooth Gas Griddle Tops

Description	Code	USD
<p>EMPower Restaurant Range griddle, 12" wide, gas, 26,000 BTU, smooth top, with 4" adjustable, removable legs</p> <p>WxDxH 12 1/64"x 31 1/2"x 16 1/2" Shipping weight lbs: 150 CuFt: 7.44</p>	<p>169111 ARG12FL</p>	<p>\$ 4,537.03</p>
<p>EMPower Restaurant Range griddle, 24" wide, gas, 52,000 BTU, smooth top, with 4" adjustable, removable legs</p> <p>WxDxH 24 1/32"x 31 1/2"x 16 1/2" Shipping weight lbs: 251 CuFt: 13.93</p>	<p>169112 ARG24FL</p>	<p>\$ 5,881.29</p>
<p>EMPower Restaurant Range griddle, 36" wide, gas, 78,000 BTU, smooth top, 4" adjustable, removable legs</p> <p>WxDxH 36 1/32"x 31 1/2"x 16 1/2" Shipping weight lbs: 368 CuFt: 21.65</p>	<p>169113 ARG36FL</p>	<p>\$ 8,230.60</p>



Pasta Cookers and EMPower Restaurant Series

EMPower Restaurant Series

◀◀ (Smooth Gas Griddle Tops)

Description	Code	USD	
EMPower Restaurant Range griddle, 48" wide, gas, 104,000 BTU, smooth top, 4" adjustable, removable legs WxDxH 48 1/32"x 31 1/2"x 16 1/2" Shipping weight lbs: 483 CuFt: 27.85	169114 ARG48FL	\$ 8,986.96	
EM Series Restaurant Range griddle, gas, 12" wide, smooth scratch resistant chromium surface with 4" adjustable, removable legs 26,000 BTU WxDxH 12 1/64"x 31 1/2"x 16 1/2" Shipping weight lbs: 146 CuFt: 7.44 Included Accessory 164255 Scraper for smooth griddle 1	169181 ARG12FLCH	\$ 6,713.29	
EM Series Restaurant Range griddle, gas, 24" wide, smooth scratch resistant chromium surface with 4" adjustable, removable legs 52,000 BTU WxDxH 24 1/32"x 31 1/2"x 16 1/2" Shipping weight lbs: 176 CuFt: 13.59 Included Accessory 164255 Scraper for smooth griddle 1	169182 ARG24FLCH	\$ 8,703.90	
EM Series Restaurant Range griddle, gas, 36" wide, smooth scratch resistant chromium surface with 4" adjustable, removable legs 78,000 BTU WxDxH 36 1/32"x 31 1/2"x 16 1/2" Shipping weight lbs: 373 CuFt: 21.65 Included Accessory 164255 Scraper for smooth griddle 1	169183 ARG36FLCH	\$ 12,946.40	
EM Series Restaurant Range griddle, gas, 48" wide, smooth scratch resistant chromium surface with 4" adjustable, removable legs 104,000 BTU WxDxH 48 1/32"x 31 1/2"x 16 1/2" Shipping weight lbs: 483 CuFt: 27.77 Included Accessory 164255 Scraper for smooth griddle 1	169184 ARG48FLCH	\$ 14,011.04	

Pasta Cookers and EMPower Restaurant Series

EMPower Restaurant Series

Ribbed Gas Griddle Tops

Description	Code	USD
EMPower Restaurant Range griddle, 12" wide, gas, 26,000 BTU, full ribbed top, with 4" adjustable, removable legs WxDxH 12 1/64"x 31 1/2"x 16 1/2" Shipping weight lbs: 93 CuFt: 7.31	169115 ARG12FR	\$ 5,538.64



Smooth and Ribbed Griddle Tops

Description	Code	USD
EMPower Restaurant Range griddle, 24" wide, gas, 52,000 BTU, 1/3 ribbed top, with 4" adjustable, removable legs WxDxH 24 1/32"x 31 1/2"x 16 1/2" Shipping weight lbs: 247 CuFt: 13.63	169116 ARG24FR	\$ 6,923.01
EMPower Restaurant Range griddle, 36" wide, gas, 78,000 BTU, 1/3 ribbed top, 4" adjustable, removable legs WxDxH 36 1/32"x 31 1/2"x 16 1/2" Shipping weight lbs: 373 CuFt: 21.41	169117 ARG36FR	\$ 8,770.37
EMPower Restaurant Range griddle, 48" wide, gas, 104,000 BTU, 1/3 ribbed top, 4" adjustable, removable legs WxDxH 48 1/32"x 31 1/2"x 16 1/2" Shipping weight lbs: 483 CuFt: 27.77	169118 ARG48FR	\$ 9,845.32
EMPower Range Griddle, gas, 36" wide, 2/3 smooth and 1/3 ribbed with scratch resistant chromium surface with 4" adjustable, removable legs) 78,000 BTU WxDxH 36 1/32"x 31 1/2"x 16 1/2" Shipping weight lbs: 373 CuFt: 21.65 Included Accessory 164255 Scraper for smooth griddle 1 206420 Scraper for ribbed griddle 1	169187 ARG36FRCH	\$ 14,221.91



◀◀ (Smooth and Ribbed Griddle Tops)

Description	Code	USD
<p>EMPower Range Griddle, gas, 48" wide, 2/3 smooth and 1/3 ribbed with scratch resistant chromium surface with 4" adjustable, removable legs) 104,000 BTU</p> <p>WxDxH 48 1/32"x 31 1/2"x 16 1/2"</p> <p>Shipping weight lbs: 483 CuFt: 27.77</p> <p>Included Accessory</p> <p>164255 Scraper for smooth griddle 1</p> <p>206420 Scraper for ribbed griddle 1</p>	<p>169188 ARG48FRCH</p>	<p>\$ 16,237.73</p>



Gas Charbroiler Tops

Description	Code	USD
<p>EMPower Restaurant Range charbroiler, 12" wide, gas, 33,000 BTU, cast iron radiants wth 4" adjustable, removable legs</p> <p>WxDxH 12 1/64"x 31 1/2"x 18 3/8"</p> <p>Shipping weight lbs: 77 CuFt: 7.44</p>	<p>169119 AGG12</p>	<p>\$ 4,370.86</p>
<p>EMPower Restaurant Range charbroiler, 24" wide, gas, 66,000 BTU, cast iron radiants with 4" adjustable, removable legs</p> <p>WxDxH 24 1/32"x 31 1/2"x 18 3/8"</p> <p>Shipping weight lbs: 229 CuFt: 13.93</p>	<p>169120 AGG24</p>	<p>\$ 5,628.02</p>
<p>EMPower Restaurant Range charbroiler, 36" wide, gas, 99,000 BTU, cast iron radiants with 4" adjustable, removable legs</p> <p>WxDxH 36 1/32"x 31 1/2"x 18 3/8"</p> <p>Shipping weight lbs: 331 CuFt: 21.97</p>	<p>169121 AGG36</p>	<p>\$ 8,069.01</p>
<p>EMPower Restaurant Range charbroiler, 48" wide, gas, 132,000 BTU, cast iron radiants with 4" adjustable, removable legs</p> <p>WxDxH 48 1/32"x 31 1/2"x 18 3/8"</p> <p>Shipping weight lbs: 417 CuFt: 28.69</p>	<p>169122 AGG48</p>	<p>\$ 9,747.91</p>



Pasta Cookers and EMPower Restaurant Series

EMPower Restaurant Series

Gas Fryer

Description	Code	USD
<p>EMPower Restaurant Range fryer, gas, 85,000 BTU, 40lbs (23 lt) with 6" adjustable, removable legs</p> <p>WxDxH 16 "x 31 1/2"x 47 1/4"</p> <p>Shipping weight lbs: 176 CuFt: 20.92</p> <p>Included Accessory</p> <p>927223 EMPower 2 half size baskets for 40lbs (23lt) gas fryer 1</p>	<p>169109 AFRG16</p>	<p>\$ 6,202.02</p>



Gas Pasta Cooker

Description	Code	USD
<p>EMPower Restaurant Range pasta cooker, gas, 42,500 BTU, 6.5 gallon (25 lt) capacity with 6" adjustable, removable legs</p> <p>WxDxH 16 "x 31 1/2"x 37 3/16"</p> <p>Shipping weight lbs: 128 CuFt: 17.19</p> <p>Included Accessory</p> <p>921022 Support for baskets for 5.3 (20 Lt) and 6.5 (25 Lt) gallon pasta cooker 1</p>	<p>169123 ACPG25</p>	<p>\$ 7,406.62</p>



Electric Bain-Marie Top

Description	Code	USD
<p>EMPower Restaurant Range bain-marie, electric, 16" wide with 4" adjustable, removable legs</p> <p>1.50 electric kW 120 V 1 60 Hz</p> <p>WxDxH 16 "x 31 1/2"x 14 5/8"</p> <p>Shipping weight lbs: 66 CuFt: 9.92</p>	<p>169124 ABE16</p>	<p>\$ 3,474.68</p>



Open Cupboards

Description	Code	USD
EMPower Restaurant Range open cupboard base, 12" wide, open base, stainless steel construction, 6" adjustable & removable legs WxDxH 12 1/64"x 29 15/16"x 26 11/16" Shipping weight lbs: 55 CuFt: 9.95	169028 AV12	\$ 1,362.60
EMPower Restaurant Range open cupboard base, 16" wide, open base, stainless steel construction, 6" adjustable & removable legs WxDxH 16 "x 29 15/16"x 26 11/16" Shipping weight lbs: 57 CuFt: 12.28	169029 AV16	\$ 1,441.67
EMPower Restaurant Range open cupboard base, 24" wide, open base, stainless steel construction, 6" adjustable & removable legs WxDxH 24 1/32"x 29 15/16"x 26 11/16" Shipping weight lbs: 71 CuFt: 18.25	169030 AV24	\$ 1,519.60
EMPower Restaurant Range open cupboard base, 36" wide, open base, stainless steel construction, 6" adjustable & removable legs WxDxH 36 1/32"x 29 15/16"x 26 11/16" Shipping weight lbs: 104 CuFt: 27.72	169031 AV36	\$ 1,817.56



Refrigerated Bases

Description	Code	USD
Refrigerated base, non-modular application, 48 inches with 2 drawers, 0/+10° C 0.60 electric kW 115 V 1 60 Hz WxDxH 50 "x 31 7/8"x 26 " Shipping weight lbs: 260 CuFt: 27.18	169207 COMPCHEF48	\$ 12,565.85







Pasta Cookers and EMPower Restaurant Series

EMPower Restaurant Series

◀◀ (Refrigerated Bases)

Description	Code	USD	
<p>Refrigerated base, non-modular application, 60 inches with 2 drawers, 0/+10° C</p> <p>0.60 electric kW 115 V 1 60 Hz WxDxH 62 1/16"x 31 7/8"x 26 " Shipping weight lbs: 322 CuFt: 33.56</p>	<p>169208 COMPCHEF60</p>	<p>\$ 13,091.01</p>	
<p>Refrigerated base, non-modular application, 72 inches with 4 drawers, 0/+10° C</p> <p>0.60 electric kW 115 V 1 60 Hz WxDxH 74 1/32"x 31 7/8"x 26 " Shipping weight lbs: 362 CuFt: 39.94</p>	<p>169209 COMPCHEF72</p>	<p>\$ 15,356.93</p>	
<p>Refrigerated base, modular application, 48 inches with 2 drawers, 0/+10° C</p> <p>0.60 electric kW 115 V 1 60 Hz WxDxH 48 3/16"x 31 7/8"x 26 5/8" Shipping weight lbs: 262 CuFt: 26.71</p>	<p>169210 COMPCHEF48M</p>	<p>\$ 14,057.62</p>	
<p>Refrigerated base, modular application, 60 inches with 2 drawers, 0/+10° C</p> <p>0.60 electric kW 115 V 1 60 Hz WxDxH 60 1/4"x 31 7/8"x 26 5/8" Shipping weight lbs: 324 CuFt: 33.23</p>	<p>169211 COMPCHEF60M</p>	<p>\$ 14,528.41</p>	
<p>Refrigerated base, modular application, 72 inches with 4 drawers, 0/+10° C</p> <p>0.60 electric kW 115 V 1 60 Hz WxDxH 72 3/16"x 31 7/8"x 26 5/8" Shipping weight lbs: 366 CuFt: 39.76</p>	<p>169212 COMPCHEF72M</p>	<p>\$ 17,869.67</p>	

Ambient Worktops

Description	Code	USD	
EMPower Restaurant Range worktop, ambient, 4", stainless steel construction WxDxH 4 "x 31 1/2"x 10 5/16" Shipping weight lbs: 18 CuFt: 1.26	169129 AN4	\$ 1,211.33	
EMPower Restaurant Range worktop, ambient, 8", stainless steel construction WxDxH 8 "x 31 1/2"x 10 5/16" Shipping weight lbs: 18 CuFt: 1.89	169138 AN8	\$ 1,519.60	
EMPower Restaurant Range worktop, ambient, 12", stainless steel construction WxDxH 12 1/64"x 31 1/2"x 14 1/2" Shipping weight lbs: 49 CuFt: 7.69	169153 AN12	\$ 1,684.63	
EMPower Restaurant Range worktop, ambient, 16", stainless steel construction WxDxH 16 "x 31 1/2"x 14 1/2" Shipping weight lbs: 35 CuFt: 9.77	169154 AN16	\$ 1,853.09	
EMPower Restaurant Range worktop, ambient, 24", stainless steel construction WxDxH 24 1/32"x 31 1/2"x 14 1/2" Shipping weight lbs: 62 CuFt: 13.75	169155 AN24	\$ 2,021.55	
EMPower Restaurant Range worktop, ambient, 36", stainless steel construction WxDxH 36 1/32"x 31 1/2"x 14 1/2" Shipping weight lbs: 115 CuFt: 20.38	169156 AN36	\$ 2,187.72	

Pasta Cookers and EMPower Restaurant Series

EMPower Restaurant Series

Accessories for Gas Burners

Description	Code	USD
EMPower Restaurant Range Shelf Support 24". Can be mounted on EMPower Open Gas Burner Tops and Gas Burner Ranges. WxDxH 24 1/32"x 17 3/4"x 31 11/16" Shipping weight lbs: 20 CuFt: 2.74	169078 OVRSH24	\$ 1,050.20
EMPower Restaurant Range Shelf Support 36". Can be mounted on EMPower Open Gas Burner Tops and Gas Burner Ranges. WxDxH 36 1/32"x 17 3/4"x 31 11/16" Shipping weight lbs: 29 CuFt: 19.02	169080 OVRSH36	\$ 1,123.90



Accessories for Griddles

Description	Code	USD
Scraper for smooth griddle WxDxH 12 5/8"x 4 3/4"x 1 3/16" Shipping weight lbs: 2 CuFt: 0.06	164255 CAC02	\$ 125.52
Scraper for ribbed griddle WxDxH 7 7/8"x 3 1/8"x 2 3/8" Shipping weight lbs: 2 CuFt: 0.04	206420 SCFTRIB	\$ 119.76






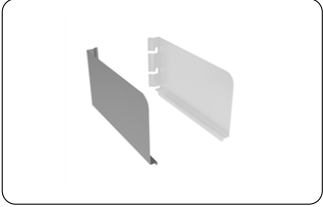


Accessories for Charbroilers

Description	Code	USD
EMPower scraper & hooks for charbroiler WxDxH 3 1/32"x 17 15/16"x 5 1/4" Shipping weight lbs: 1 CuFt: 0.17	169082 SCRPHKGG	\$ 444.49



Accessories for Fryer

Description	Code	USD	
EMPower 1 full size baskets for 40lbs (23lt) gas fryer WxDxH 11 1/4"x 13 7/8"x 5 13/16" Shipping weight lbs: 4 CuFt: 2.22	927226 9AC48	\$ 119.76	
EMPower 2 half size baskets for 40lbs (23lt) gas fryer WxDxH 5 1/2"x 13 "x 5 15/16" Shipping weight lbs: 7 CuFt: 1.90	927223 9AC46	\$ 165.82	
EMPower deflector for flour for 40lbs (23lt) gas fryer WxDxH 11 5/8"x 15 3/8"x 2 9/16" Shipping weight lbs: 2 CuFt: 0.34	960645 9AC50	\$ 264.85	
EMPower sediment tray for 40lbs (23lt) gas fryer WxDxH 2 11/16"x 27 1/16"x 23 3/8" Shipping weight lbs: 3 CuFt: 1.29	921023 TRAY23LNF	\$ 849.84	
Unclogging rod for 40lbs (23lt) gas fryers drainage pipe WxDxH 4 15/16"x 0 1/4"x 30 3/4" Shipping weight lbs: 4 CuFt: 0.28	927227 9AC49	\$ 669.04	
Fryer shield for EMPower fryer - left WxDxH 1 3/8"x 24 11/16"x 12 9/16" Shipping weight lbs: 7 CuFt: 0.39	206441 FRYSHIELDL	\$ 323.58	




Pasta Cookers and EMPower Restaurant Series

EMPower Restaurant Series

◀◀ (Accessories for Fryer)

Description	Code	USD
<p>Fryer shield for EMPower fryer - right</p> <p>WxDxH 1 3/8"x 24 11/16"x 12 9/16"</p> <p>Shipping weight lbs: 7 CuFt: 0.39</p>	<p>206442 FRYSHIELDR</p>	<p>\$ 323.58</p>



Accessories for Pasta Cooker

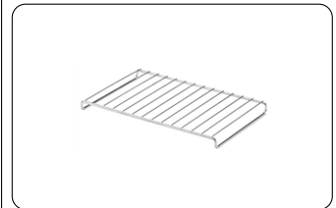
Description	Code	USD
<p>Pair of baskets (7.5" x 8.5") for 5.3 (20 Lt) and 6.5 (25 Lt) gallon pasta cooker</p> <p>WxDxH 8 11/16"x 6 11/16"x 9 7/16"</p> <p>Shipping weight lbs: 8 CuFt: 1.93</p>	<p>921610 7AC05</p>	<p>\$ 444.49</p>
<p>Single basket (13 3/4" x 8 11/16") for 5.3 (20 Lt) and 6.5 (25 Lt) gallon pasta cooker</p> <p>WxDxH 8 11/16"x 13 3/4"x 9 7/16"</p> <p>Shipping weight lbs: 6 CuFt: 1.85</p>	<p>921611 7AC06</p>	<p>\$ 318.98</p>
<p>Lid for 5.3 (20 Lt) and 6.5 (25 Lt) gallon pasta cooker</p> <p>WxDxH 9 13/16"x 17 3/4"x 2 "</p> <p>Shipping weight lbs: 3 CuFt: 0.08</p>	<p>921607 7AC02</p>	<p>\$ 114.00</p>
<p>Pair of square baskets (4" x 6") left and right for 5.3 (20 Lt) and 6.5 (25 Lt) gallon pasta cooker. 4 baskets can be fitted in pasta cooker. To be used with support PNC 921022</p> <p>WxDxH 4 1/8"x 6 5/16"x 9 7/16"</p> <p>Shipping weight lbs: 5 CuFt: 2.01</p>	<p>921020 BSK4PC700N</p>	<p>\$ 256.79</p>



▶▶

◀◀ (Accessories for Pasta Cooker)

Description	Code	USD
<p>Pair of square baskets (4" x 4") left and right, for 5.3 (20 Lt) and 6.5 (25 Lt) gallon pasta cooker. To be used with PNC 921022</p> <p>WxDxH 4 1/8"x 4 1/8"x 9 7/16"</p> <p>Shipping weight lbs: 5 CuFt: 2.01</p>	<p>921021 BSK6PC700N</p>	<p>\$ 447.95</p>
<p>Support for baskets for 5.3 (20 Lt) and 6.5 (25 Lt) gallon pasta cooker</p> <p>WxDxH 9 1/16"x 13 3/4"x 2 3/8"</p> <p>Shipping weight lbs: 1 CuFt: 0.23</p>	<p>921022 TRAY23LN</p>	<p>\$ 46.06</p>




Accessories for Refrigerated Bases

Description	Code	USD
<p>EMPower - 4 pins to fix top to refrigerated base</p> <p>WxDxH 0 7/8"x 0 7/8"x 1 3/8"</p> <p>Shipping weight lbs: 2</p>	<p>169048 4PINSCOMP</p>	<p>\$ 125.52</p>
<p>1 adjustable foot for refrigerated base</p> <p>WxDxH 3 1/8"x 3 1/8"x 5 15/16"</p> <p>Shipping weight lbs: 2 CuFt: 0.05</p>	<p>206445 hongfeet1</p>	<p>\$ 51.00</p>



Accessories for Open Cupboards



Description	Code	USD
<p>EMPower shelf grid for 24" open cupboard base</p> <p>WxDxH 20 1/2"x 29 1/8"x 0 1/2"</p> <p>Shipping weight lbs: 7 CuFt: 0.60</p>	<p>169091 GRID24BASE</p>	<p>\$ 444.49</p>





Pasta Cookers and EMPower Restaurant Series

EMPower Restaurant Series

◀◀ (Accessories for Open Cupboards)

Description	Code	USD	
EMPower shelf grid for 36" open cupboard base WxDxH 32 1/2"x 29 1/8"x 0 1/2" Shipping weight lbs: 9 CuFt: 0.92	169092 GRID36BASE	\$ 444.49	
EMPower kit of 2 side supports for shelf grids for 24" and 36" open cupboard bases WxDxH 2 1/4"x 28 1/32"x 12 3/4" Shipping weight lbs: 22 CuFt: 0.85	169089 KIT3SHELF	\$ 580.38	

Installation accessories

Description	Code	USD	
Kit 4 wheels - 2 swiveling with brake WxDxH 6 1/8"x 3 3/8"x 6 1/8" Shipping weight lbs: 9 CuFt: 0.14	206135 4WHEELCOMP	\$ 564.25	
Kit 4 wheels - 2 with brake. Suitable for static oven WxDxH 1 5/16"x 4 13/16"x 4 1/4" Shipping weight lbs: 10 CuFt: 0.53	880234 KWHCOMP125	\$ 868.08	
EMPower - 4 pins to fix top to refrigerated base WxDxH 0 7/8"x 0 7/8"x 1 3/8" Shipping weight lbs: 2	169048 4PINSCOMP	\$ 125.52	
EMPower portioning shelf 12" WxDxH 0 1/16"x 0 1/16"x 0 1/16" Shipping weight lbs: 2 CuFt: 0.13	169173 EMPPORSH12	\$ 903.96	

▶▶

Pasta Cookers and EMPower Restaurant Series

EMPower Restaurant Series

◀◀ (Installation accessories)

Description	Code	USD
EMPower portioning shelf 16" WxDxH 0 1/16"x 0 1/16"x 0 1/16" Shipping weight lbs: 2 CuFt: 0.16	169174 EMPPORSH16	\$ 1,015.66
EMPower portioning shelf 24" WxDxH 0 1/16"x 0 1/16"x 0 1/16" Shipping weight lbs: 4 CuFt: 0.24	169175 EMPPORSH24	\$ 1,125.06
EMPower portioning shelf 36" WxDxH 0 1/16"x 0 1/16"x 0 1/16" Shipping weight lbs: 4 CuFt: 0.35	169176 EMPPORSH36	\$ 1,264.39
EMPower portioning shelf 48" WxDxH 0 1/16"x 0 1/16"x 0 1/16" Shipping weight lbs: 4 CuFt: 0.45	169177 EMPPORSH48	\$ 1,418.70
Kit connecting bases - 2 plates and 2 wheels - 1 with brake. Suitable for pasta cookers, open bases and convection oven base WxDxH 7 11/16"x 6 5/16"x 4 1/8" Shipping weight lbs: 7 CuFt: 0.15	169041 2WHEELFIXPL	\$ 304.01
EMPower back mounted rear shelf-spacer, 4" unit WxDxH 3 15/16"x 3 15/16"x 10 7/16" Shipping weight lbs: 1 CuFt: 0.15	169094 BSHELF4	\$ 124.37



▶▶

Pasta Cookers and EMPower Restaurant Series

EMPower Restaurant Series

◀◀ (Installation accessories)

Description	Code	USD	
EMPower back mounted rear shelf-spacer, 8" unit WxDxH 7 7/8"x 3 15/16"x 10 7/16" Shipping weight lbs: 2 CuFt: 0.28	169095 BSHELF8	\$ 127.82	
EMPower back mounted rear shelf-spacer, 12" unit WxDxH 12 1/64"x 3 15/16"x 10 7/16" Shipping weight lbs: 2 CuFt: 0.41	169096 BSHELF12	\$ 134.73	
EMPower back mounted rear shelf-spacer, 16" unit WxDxH 16 "x 3 15/16"x 10 7/16" Shipping weight lbs: 3 CuFt: 0.54	169097 BSHELF16	\$ 138.18	
EMPower back mounted rear shelf-spacer, 24" unit WxDxH 24 1/32"x 3 15/16"x 10 7/16" Shipping weight lbs: 4 CuFt: 0.08	169098 BSHELF24	\$ 153.15	
EMPower back mounted rear shelf-spacer, 36" unit WxDxH 36 1/32"x 3 15/16"x 10 7/16" Shipping weight lbs: 4 CuFt: 1.19	169099 BSHELF36	\$ 166.97	
EMPower back mounted rear shelf-spacer, 48" unit WxDxH 48 1/32"x 3 15/16"x 10 7/16" Shipping weight lbs: 5 CuFt: 1.58	169100 BSHELF48	\$ 179.64	