



Create the moment: hot, chilled or frozen

Amaze your customers
and boost your business

Beverage Systems & Soft Serve Solutions





When all you
want is to relax
over a hot cup
of coffee

Hot

A hot beverage experience that satisfies and inspires, in early morning, late afternoon or anytime.



Reliable functionality

Fast and easy without compromise



Beverage perfection every time

Save energy, space, and expenses without compromising on quality



Coffee Grinders - GR

Grinders to suit all needs, no matter how big or small your business.

Reliable and powerful for guaranteed freshness

Compact, high-performance units with precision grinding burrs for an accurate grind profile. Whichever model is best suited to your business, Electrolux grinders offer an **efficient, powerful and compact solution** ideal for any space.

	Description	Dimensions (w x d x h)
600655	Single portion grinder, one 2,7 kg hopper	216x381x559 mm
600656	Single portion grinder, one 0,7 kg hopper, medium duty grinder	178x356x559 mm
600657	Single portion grinder, one 0,7 kg hopper	178x381x559 mm
600659	Single portion grinder, one 1,4 kg hopper	178x381x711 mm
600661	Single portion grinder with slicing burrs, one 1,4 kg hopper	178x381x711 mm

The perfect
grind every time



Grind & Brew Systems - GNB

Two needs, one solution. Freshly ground, freshly brewed.

Fresh coffee, more profit

A precision **coffee grinder and brewer all in one**: more profitable, less space. Direct from the grinder to the brewer giving you that real just ground flavor.

	Description	Dimensions (w x d x h)
600689	Grinder brewer, single 2,5 kg, decanter	235x616x787 mm
600690	Grinder brewer, single 2,5 kg, airpot	235x616x667 mm
600691	Grinder brewer, double 3 kg, decanter	241x616x832 mm
600692	Grinder brewer, double 3 kg, airpot	241x616x940 mm

Grind it, drink it!



* Decanters and airpots are NOT included

PrecisionBrew Coffee Brewers – PB

Offer your customers freshly brewed coffee.

Keep your coffee hot and fresh

The **First-in-Industry technology Encapsulair and Java-tate**, found in the top-line PrecisionBrew air-heated model, maintain the peak flavor profile of the beverage for longer. The advanced **touchscreen** simplifies and streamlines brewing and operations.

	Description	Dimensions (w x d x h)
600671	PrecisionBrew air-heated shuttle brewer, single - shuttle to be ordered separately (Shuttle Qty 1 - 600681, Shuttle graphic Qty 1 - 870015)	232x479x765 mm
600673	PrecisionBrew warmer shuttle brewer, single - shuttle to be ordered separately (Shuttle Qty 1 - 600680, Shuttle graphic Qty 1 - 870017)	232x486x852 mm
600675	PrecisionBrew vacuum shuttle brewer, with integrated base for vacuum shuttle, without stand, single - shuttle to be ordered separately (Shuttle Qty 1 - 600633, Shuttle graphic Qty 1 - 870016)	312x486x889 mm
600677	PrecisionBrew vacuum shuttle brewer, for vacuum shuttle, with stand, single - shuttle to be ordered separately (Shuttle Qty 1 - 600634, Shuttle graphic Qty 1 - 870016)	232x479x765 mm

The newest innovation in coffee brewing. The Electrolux Encapsulair and Java-tate technology.

The **Encapsulair** shuttle uses the insulating power of air to **surround and protect** your brewed coffee. This convection heating system evenly maintains coffee temperature and flavor keeping your customer satisfied. The longer-lasting brew **increases profits, reduces waste and labor**.

The **Java-tate** feature gently stirs the coffee, keeping it perfectly blended, ensuring consistent flavor profile. Delicious coffee makes **happy customers**.



* Shuttles and graphics as shown are NOT included

	Description	Dimensions (w x d x h)
600672	PrecisionBrew air-heated shuttle brewer, double - shuttles to be ordered separately (Shuttle Qty 2 - 600681, Shuttle graphic Qty 2 - 870015)	460x479x765 mm
600674	PrecisionBrew warmer shuttle brewer, double - shuttles to be ordered separately (Shuttle Qty 2 - 600682, Shuttle graphic Qty 2 - 870017)	460x486x852 mm
600676	PrecisionBrew vacuum shuttle brewer, with integrated base for vacuum shuttle, without stand, double - shuttles to be ordered separately (Shuttle Qty 2 - 600633, Shuttle graphic Qty 2 - 870016)	552x486x889 mm
600678	PrecisionBrew vacuum shuttle brewer, for vacuum shuttle, with stand, double - shuttles to be ordered separately (Shuttle Qty 2 - 600634, Shuttle graphic Qty 2 - 870016)	460x479x765 mm

Choose the right PrecisionBrew for your business.
See waste reduced and profit increased*

Accessories for PrecisionBrew - PB

	Description
870040	Plastic coffee brew basket
870059	Stainless steel coffee brew basket
870024	Filter paper, 35,5x15,2 cm (500 pieces per box)
600681	5,7 ltrs. air-heated shuttle
600682	5,7 ltrs. warmer shuttle
600633	5,7 ltrs. vacuum shuttle without stand
600634	5,7 ltrs. vacuum shuttle with stand
600679	Remote air-heated shuttle stand
600680	Remote warmer shuttle stand
870015	Shuttle graphics for air-heated PrecisionBrew
870016	Shuttle graphics for vacuum PrecisionBrew
870017	Shuttle graphics for warmer PrecisionBrew



* Shuttles and graphics as shown are NOT included

Coffee Urns - CU

Easy to operate, high volume, fresh brew coffee systems.

Effortless, functional, fresh coffee

When your workflow demands it, you need the equipment to supply it. Electrolux has the answer. Brew at the touch of a button, with **high production and no compromise on quality.**

	Description	Dimensions (w x d x h)
600658	Pump, single, 11 ltrs., 1 ph	597x387x692 mm
600660	Pump, single, 11 ltrs., 3 ph	597x387x692 mm
600778	Pump, single, 38 ltrs., 1 ph	673x425x883 mm
600779	Pump, single, 38 ltrs., 3 ph	673x425x883 mm
600780	Pump, twin, 11 ltrs., 1 ph	597x387x692 mm
600781	Pump, twin, 11 ltrs., 3 ph	597x387x692 mm
600791	Pump, twin, 22 ltrs., 1 ph	673x425x845 mm
600793	Pump, twin, 22 ltrs., 3 ph	673x425x845 mm
600814	Heat exchange, single, 11 ltrs., 1 ph	597x387x692 mm
600815	Heat exchange, single, 11 ltrs., 3 ph	597x387x692 mm
600816	Heat exchange, twin, 11 ltrs., 1 ph	914x387x692 mm
600817	Heat exchange, twin, 11 ltrs., 3 ph	914x387x692 mm



Quality coffee
on demand

Hot Water Dispensers - ME

Hot water anytime.

Automatic fill, reliable and ready to use

A range of products ideal to keep pace with any demand you might have.

The **automatic water filler** guarantees peace of mind.

	Description	Dimensions (w x d x h)
600824	Stainless steel, 38 ltrs., 1 ph	457x508x660 mm
600826	Stainless steel, 38 ltrs., 3 ph	457x508x660 mm
600825	Stainless steel, 57 ltrs., 1 ph	457x508x787 mm
600827	Stainless steel, 57 ltrs., 3 ph	457x508x787 mm



Enough hot water
to meet any needs

Hot Beverage Dispensers - GH

An easy to use and functional soluble drinks solution to get your hot drinks dispensed in an instant.

Simple, functional and elegant

Attract more customers with increased visibility of your beverage selection thanks to the **eye-catching, backlit front panel design**. The dispenser suits any kind of environment and adds value to your business. Practical and easy to use and maintain.

	Description	Dimensions (w x d x h)
560024	2 Containers, soluble ingredients, 500 gr each container + 2,4 ltrs. water tank	212x450x495 mm

Quality hot
drinks at your
fingertips



Hot Chocolate Dispensers - LL

Hot chocolate on tap.

Light, compact functionality.

Perfectly balanced

Light, compact and functional, our dispensers are easy to remove clean.

	Description	Dimensions (w x d x h)
560018	3 ltrs. bowl	233x281x436 mm
560019	6 ltrs. bowl	270x318x465 mm

Your chocolate
experience
begins here





Crisp and
refreshing,
just loving
every minute



Chilled

Freshness and flavor at your fingertips. Smart chilled beverage dispensers to suit any demanding business.



Ease of use

Less stress, more
inspiration



Performance and freshness

Cool refreshments
to re-energize your
customers' day



The Real Bubblers. Chilled Beverage Dispensers - CS

You choose which model and how much variety you offer.

More for less

Flexible choices, easy to use, chilled beverage dispensers are the answer to offering your customers innovative, delicious new drink options. A choice of **interchangeable bowls** to fit your business needs to drive profits and gain new satisfied customers.

Less counter space with their compact size.

Less time in cleaning. **Less waste**, with product dispensed to the last drop. All this will give you much, much more.

Your choice,
limitless flavors, in
one simple answer



	Description	Dimensions (w x d x h)
600550	2x9 ltrs. bowls, agitator	267x451x699 mm
600551	2x9 ltrs. bowls, spray	267x451x699 mm
600552	4x9 ltrs. bowls, agitator	521x451x699 mm
600553	4x 9 ltrs. bowls, spray	521x451x699 mm
600554	1x18 ltrs. bowl and 2x9 ltrs. bowls, agitator	521x451x699 mm
600555	1X18 ltrs. bowl and 2x9 ltrs. bowls, spray	521x451x699 mm
600556	1X18 ltrs. bowl, agitator	267x451x699 mm
600557	1X18 ltrs. bowl, spray	267x451x699 mm
600558	2X18 ltrs. bowls, agitator	521x451x699 mm
600559	2X18 ltrs. bowls, spray	521x451x699 mm
600560	3X18 ltrs. bowls, agitator	518x451x795 mm
600561	3X18 ltrs. bowls, spray	518x451x795 mm

Chilled Juice Dispenser - FJ

Chilled refreshing fruit juice available anytime, anywhere.

Volume juice at the touch of a button

A professional high volume solution to deliver chilled beverages. **Maximum freshness** thanks to the **powerful cooling system**, which maintains the correct temperature at all times. Sleek and modern design with bright, customizable LED panel.

Chilled juice,
satisfied customers

	Description	Dimensions (w x d x h)
560029	4x3 ltrs. dispenser (you can have 4-flavor beverages or 3-flavor beverages and 1 water)	580x315x770 mm



A photograph of two glasses filled with a vibrant red, slushy frozen drink. Each glass is topped with a fresh green basil leaf and a green and white striped straw. The glasses are set on a dark, textured surface. In the background, a clear glass bottle also contains the same red liquid. Scattered around the glasses are several triangular slices of watermelon and a few fresh raspberries, some with small basil leaves. The lighting is soft, creating a refreshing and summery atmosphere.

Frozen moments.
When the only
thing you need
is to cool down

Frozen Granita, Frozen Cream & Soft Ice Cream

Flexibility and innovation, endless possibilities for frozen drinks and creams, satisfy your customers' taste all year round.



Design and technology

User-friendly, low
maintenance cooling system



Flexible use

Serving the right frozen
beverage every time



Frozen Granita Dispensers - IPRO

Perfect granita any time, anywhere.

Innovation, performance and design

From small bars to high volume businesses. The slush consistency is perfectly maintained thanks to the **I-TANK bowl** which has been designed to control and isolate the temperature from the summer heat. Sleek and colourful, this dispenser will attract customers to a refreshing break.

Slush your way
to higher profits

	Description	Dimensions (w x d x h)
560000	2x1l ltrs. bowls, mechanical control & LED panel, 2 insulated bowls	400x580x870 mm
560058	3x1l ltrs. bowls, mechanical control & LED panel, 3 insulated bowls	600x580x870 mm
560003	3x1l ltrs. bowls, mechanical control, 3 insulated bowls	600x580x870 mm
560004	2x1l ltrs. bowls, mechanical control, 2 insulated bowls	400x580x870 mm
560005	1x1l ltrs. bowl, electronic control, 1 insulated bowl	200x580x870 mm
560006	2x1l ltrs. bowls, electronic control, 2 insulated bowls	400x580x870 mm
560007	2x1l ltrs. bowls, electronic control, 2 insulated bowls & LED panel	400x580x870 mm
560008	3x1l ltrs. bowls, electronic control, 3 insulated bowls	600x580x870 mm
560009	3x1l ltrs. bowls, electronic control, 3 insulated bowls & LED panel	600x580x870 mm



Frozen Cream Dispensers - NN

The perfect solution to grow your business.

One of the smallest machines of its type

Expand what you offer, **drive profits and attract new customers** with the latest Electrolux compact range of frozen dispensers.

	Description	Dimensions (w x d x h)
560020	1x2 ltrs. bowl, 1 non insulated bowl	160x385x473 mm
560021	1x2 ltrs. bowl, 1 insulated bowl	160x385x473 mm
560022	1x2 ltrs. bowl, 2 non insulated bowls	281x391x498 mm
560023	1x2 ltrs. bowl, 2 insulated bowls	281x391x498 mm

An easy and
delicious way
to enhance
your menu



Frozen Granita & Frozen Cream Dispensers - SP

Design and technology to reduce your time and improve your workflow profits and customer satisfaction.

Simple and reliable.

Built to last

Let your creativity flow with Electrolux's new frozen granita and frozen cream dispensers. Various transparent bowl configurations produce frozen products perfect in taste and texture. The latest **I-TANK technology** prevents ice or condensation accumulating on the outer side of the bowl. The possibilities are endless from frozen cocktails to chilled coffee cream and much, much more.

	Description	Dimensions (w x d x h)
560010	1x5 ltrs. bowl, 1 non insulated bowl	262x427x612 mm
560011	1x5 ltrs. bowl, 1 insulated bowl	262x427x612 mm
560012	2x5 ltrs. bowls, 2 non insulated bowls	447x438x612 mm
560013	2x5 ltrs. bowls, 2 insulated bowls	447x438x612 mm

**Your choice.
Endless possibilities**



Frozen Granita, Frozen Cream & Soft Ice Cream Dispensers - GT

Easy to operate touch screen, sleek & simple design, our answer to your customer demands.

One solution, five possibilities

Create **5 different chilled & dessert specialties in one unique solution**: soft ice cream, frozen yogurt, chilled coffee cream, sorbet and slush, depending on your needs at any given moment **I-TANK Technology** keeps the bowl from ice or condensation accumulating, meaning it's easy to maintain and is the perfect addition to your ever growing business.

	Description	Dimensions (w x d x h)
560014	1x5 ltrs. bowl, 1 insulated bowl	260x425x650 mm
560015	2x5 ltrs. bowls, 2 insulated bowls	450x435x650 mm
560016	1x5 ltrs. bowl, 1 insulated bowl, touch screen	560x425x650 mm
560017	2x5 ltrs. bowls, 2 insulated bowls, touch screen	450x435x650 mm

Cater to all your
customers' tastes





Tantalizing
treats, pure
indulgence

Soft Serve

Everyone's dream is a soft ice cream. Small, silent and powerful soft ice cream dispensers will make your business boom.



Dispensing performance

The perfect product every time



Silent and compact

Ideal for small spaces



Soft Ice Cream Dispensers, up to 85 cones*/hour - KS

Compact and sleek, your answer to soft ice cream and frozen yogurt on your counter top.

Professional and space-saving

Perfect for businesses that want to target new customers without investing in expensive equipment. Electrolux has created a **compact counter-top range for ice cream and frozen yogurt** ideal for small spaces. **Easy to operate**, practical and reliable our soft ice cream dispenser is **quiet and easy to clean**. Gravity or pump version available.

Find the child in you!
Rediscover delicious
soft ice cream

	Description	Dimensions (w x d x h)
560025	3,5 + 1 ltrs., up to 85 cones/h (5 kg), gravity	240x580x700 mm
560026	3,5 + 1 ltrs., up to 85 cones/h (5 kg), pump	240x580x700 mm



*approx cone weight 70 gr

Soft Ice Cream Dispensers, up to 150 cones*/h - K

High performance cream dispenser for the best results every time.

Quality soft ice cream for high volume locations

The Electrolux range of counter top machines for soft ice cream and frozen yogurt. The K range is one of the **smallest and most economical on the market**. The innovative cooled hopper ensures high production, maintaining quality. Choose between two feed systems: **gravity** or **pump** fed.

Memories of summer soft ice cream

	Description	Dimensions (w x d x h)
560027	7 + 2,3 ltrs., up to 150 cones/h (9 kg), gravity	357x521x647 mm
560028	7 + 2,3 ltrs., up to 150 cones/h (9 kg), pump	357x521x657 mm



*approx cone weight 70 gr

Ready to serve your business

Give your customers a delight and your business a boost. At every hour of the day.



Hot



Coffee Grinders - GR



Grind & Brew Systems - GNB



PrecisionBrew Coffee Brewers - PB



PrecisionBrew Coffee Brewers - PB



Coffee Urns - CU



Hot Water Dispensers - ME



Hot Beverage Dispensers - GH



Hot Chocolate Dispensers - LL



Chilled



Chilled Beverage
Dispensers -
CS (Bubblers)



Chilled Beverage
Dispensers -
CS (Bubblers)



Chilled Beverage
Dispensers -
CS (Bubblers)



Chilled Juice
Dispenser - FJ



Frozen Granita, Frozen Cream & Soft Ice Cream



Frozen Granita
Dispenser - IPRO



Frozen Cream
Dispenser - NN



Frozen Granita & Frozen
Cream Dispenser - SP



Frozen Granita, Frozen
Cream & Soft Ice Cream
Dispenser - GT



Soft Serve



Soft Ice Cream Dispensers,
up to 85 cones/hour - KS






Soft Ice Cream Dispensers,
up to 150 cones/h - K

Accessories






See our price list for the complete range of accessories available.

Accessories for Grind & Brew Systems

	Description
870000 	Glass decanter with black handle
870007	Case of (6) 2,2 ltrs. glass-lined lever top airpots with black top and 3 colored flavor tags
870008	Single 2,2 ltrs. glass-lined lever top airpot with black top and 3 colored flavor tags
870009	Case of (6) 2,2 ltrs. stainless-steel lined lever top airpot with black top and 3 colored flavor tags
870010	Single 2,2 ltrs. stainless steel lined lever-top airpot with black top and 3 colored flavor tags
870022 	Stainless steel coffee brew basket for use with decanter, airpot and gravity container brewers
870025 	Filter paper, 12 cup, 11,4x6,6 cm high (1000 pieces per box)



Accessories for PrecisionBrew - PB

	Description
870040	Plastic coffee brew basket
870059	 Stainless steel coffee brew basket
870024	Filter paper, 35,5x15,2 cm (500 pieces per box)
600681	5,7 ltrs. air-heated shuttle
600682	5,7 ltrs. warmer shuttle
600633	 5,7 ltrs. vacuum shuttle without stand
600634	 5,7 ltrs. vacuum shuttle with stand
600679	 Remote air-heated shuttle stand
600680	 Remote warmer shuttle stand
870015	Shuttle graphics for air-heated PrecisionBrew
870016	Shuttle graphics for vacuum PrecisionBrew
870017	Shuttle graphics for warmer PrecisionBrew

Accessories for Coffee Urns - CU

	Description
870027	Brew basket for use with 11.4 ltrs. urn
870028	Brew basket 1/2 batch, for use with 11.4 ltrs. urn
870029	Brew basket with permanent stainless steel screen for use with 11.4 ltrs. urn
870030	Brew basket for use with 22.7 ltrs. urn
870031	Brew basket 1/2 batch, for use with 22.7 ltrs. urns
870032	Brew basket with permanent stainless steel screen for use with 22.7 ltrs. urns
870033	Brew basket for use with 37.8 ltrs. urn
870034	Brew basket 1/2 batch for use with 37.8 ltrs. urn
870035	Brew basket with permanent stainless steel screen for use with 37.8 ltrs. urn
870026	Filter, 33 x 12.7 cm high (500)
870036	Filter, 35.6 x 15.2 cm high (500)
870038	Filter ABB6WP
870039	Filter ABB810WP





Experience the Excellence
professional.electrolux.com

Follow us on



Excellence with the environment in mind

- ▶ All our factories are ISO 14001-certified
- ▶ All our solutions are designed for low consumption of water, energy, detergents and harmful emissions
- ▶ In recent years over 70% of our product features have been updated with the environmental needs of our customers in mind
- ▶ Our technology is ROHS and REACH compliant and over 95% recyclable
- ▶ Our products are 100% quality tested by experts

